

ANIMALS

Solicitous care for living things affords satisfaction to one of the most lively instincts of the child's mind. Nothing is better calculated than this to awaken an attitude of foresight.

—Maria Montessori

We repeat this quote which you have read in the "Plant" section, because it is so important. The attitude of respect for nature, plants and animals begins in the home and in the first years of life — spending as much time as is possible outside, in all seasons, experiencing animals in the natural world—listening to birds, collecting shells on the beach,

reading about animals, learning to recognize and to name insects, fish, amphibians, reptiles, birds, mammals.

NATURE TABLE OR NATURE SHELF

Add to the nature area, or the special table or shelf you use for plant specimens, the child's collection of shells,

BIOLOGY CURRICULUM FOR THE 3-6 CHILD

See page 84 for more information
GB71 \$5.00



BIRDS FANDEX

With its unique fan design and colorful die-cut photographs, this introductory field guide helps even young children recognize 47 common North American species. Each card includes pictures (sometimes with young), scientific name and common name, plus information on habitat, range, diet, nest, eggs, and conservation status. The range maps indicate both summer and winter locations. For age 3-6 children this is a fascinating set of 10.5" flashcards.

(*) DP410 \$9.95

DOGS FANDEX

47 great flash cards providing one of young children's favorite vocabulary—the names of dogs, from best family pets to noble hunting companions to classic dogs for show. For the older child there is information on temperament, breed characteristics, history, and much more. Discover the spiritual aura surrounding the Lhasa Apso, and the brave Rottweiler's ancient origins in the Romans' march across the Alps. 10.5", full color.

(*) DP412 \$9.95




CATS FANDEX

A celebration of America's #1 pet, from the friendly neighborhood Silver Classic Tabby to the exotic Korat. Young children will relish learning the names.

Then the older child will be interested in the history, such as that of the Egyptian Mau, once worshipped in ancient Egypt as the living form of the cat-goddess Bastet. 47 individually die-cut cards, 10.5", full color.

(*) DP414 \$9.95



BIRDSONGS, BOOK AND CD

The other day after reviewing several CD's with the songs of birds I happened to hear the birds on the birdfeeder outside our living room window, sounds that I hear daily—but for the first time in my life I recognized the song of the chickadee! It had sunk in! Adults and children alike are going to enjoy sharpening their listening skills with this book and CD. For each bird there is a color picture taking up one whole page, a map of its USA habitat, and other interesting information. One can listen to the birdsongs on the CD while looking at the picture and learn. Then go outside and be prepared for a surprise.

DP465 \$22.00



TINY EXOTIC BIRD MODELS

These little exotic bird models are handpainted replicas made in consultation with the American Museum of Natural History and other specialists. After the child learns the names of the birds we recommend using them with the "parts of birds" cards on page 39. The child will be able to point to and identify the shape and color of the bird parts: *head, beak, neck, wings, legs, torso, tail, eyes, nostrils, ear patches, and feet*. The names of the birds are printed on the each model. The set of twelve models ranges from the 1.6" *hummingbird* to the 3" *quetzal*. Although the sets sometimes vary they usually include *ibis, cockatoo, snowy owl, flamingo*, etc.

DP470 \$10.00

SPIN SPIDER SPIN, CD

This has been our family favorite CD for many years. Gentle music presenting animals that no one ever sings about—and helping us love them. We learned them all. Examples: *Spin Spider Spin, I Love Lizards, Mr. Tickles* (turtle), *Just a Snail, The Little Bird is Dead, Lots of Worms, The Way of the Bees, Secret is My Name* (a snake), *Down by the Creek*, and a lovely ending lullaby called *Night Sounds*.

DP866 \$16.00



found birds nests or old nests of insects, found bones and perhaps famous artwork depicting animals.

CARING FOR ANIMALS

Children have a wonderful affinity for animals at an early age. Just as they are learning to be kind to each other, and

to respect the environment in general, this is the time to show them exact ways to be kind to animals.

One of the lessons I learned to give in my first training course in London was to pick up and hold a cat, beginning with giving attention to being quiet and moving slowly and carefully as one even approaches the cat. Then to speak with

a gentle voice. And finally I learned to show the child exactly where to put his hands as he picks up the cat and gently cradles it to his chest.

Children are delighted to learn the tiny details of caring for animals, and we should not expect them to automatically know how to treat animals without having had careful, hands-on lessons.

BUTTERFLIES OF THE WORLD FANDEX

50 full-

color images of the butterflies of the world, from the fingernail-sized Pygmy Blue, to the 12" African Giant Swallowtail. Perfect for making reading cards! I would cut off the butterflies at the top of these 10.5" "flash cards," mount them on white cardstock, and laminate them. For 3-part reading cards, order two sets. The cards, just as they are, will be used in the elementary class; on the back of each is the family and species name, the name of the describer, and the range. Facts are given which will be of interest to all.

DP030

\$10.95



BUTTERFLY GARDEN & LARVAE COUPON

Watch and learn as your tiny caterpillars turn into beautiful Painted Lady butterflies. First the caterpillars will eat their own food, growing to ten times their original size. Next they will hang upside-down in the butterfly garden and shed their skins to form chrysalides. Finally you will see them emerge as beautiful butterflies, completing their metamorphosis. The cycle takes three or four weeks.

A mail-in certificate for 5 caterpillars comes with the 11" high butterfly garden. Every following spring you can order a

new larvae coupon from the company and reuse the collapsible butterfly garden. It can also be used to temporarily house other insects for close observation during the year. NOTE: For ecological reasons, and the happiness of Painted Lady Butterflies, these products cannot be sent to homes and schools outside the continental USA. You will be required to send \$3 postage with the mail-in certificate.

DP300

\$21.50



BINOCULARS

These excellent and inexpensive children's binoculars enlarge the viewing image to four times with precision optics. Looking through binoculars makes a child aware of many things in the environment otherwise taken for granted, just by the act of focusing—butterflies, birds, clouds, tops of trees, people. Small, light weight, 4" x 4".

DP36

\$8.00



BUGS FANDEX


Fascinated by small things, curious and sometimes fearful, learning about, and learning the names of insects is great fun for young children. So, names first, and then adult-told stories made from the facts provided on these 47 full color flash cards.

Meet South America's Hercules Beetle, as big as a dollar bill and the strongest creature on earth, able to lift 850 times its body weight. (That's like a 100-pound person lifting four school buses!) And Treehoppers and Leafhoppers, centipedes and millipedes, and twelve thousand varieties of ant.

Full-color photographs that reveal their subjects' shimmery wings, iridescent shells, vivid hues, and bold shapes in astonishing detail. Every card includes a detailed description, habitat and scientific name, lore, and size, as well as sidebars covering topics such as the fly's ability to walk upside-down and how bees make honey.

(*) DP416

\$10.95



LIFE CYCLE SEQUENCE CARDS

After experience with the order of life cycles of one life form, a butterfly or frog for example, children enjoy putting these colored cards in order of the cycle. This develops critical thinking, and gives practice in the related vocabulary. There are forty colored 8" x 5", cards, each with an identifying number on the back so the child can check to see if she was right. Contents: 10 butterfly cards, 7 mouse cards, 8 frog cards, 8 chicken cards, and 7 apple cards.

DP150

\$30.00

OBSERVING ANIMALS

Animals are best observed free in nature to show children how they really live, who they really are.

If we hang a bird feeder just outside the window and show the child how to sit quietly so that the birds won't be afraid, we provide a way to watch birds being natural, rather than in a cage.

Binoculars give the child a feeling of participating in the birds' activities, and allow the child to watch birds from a distance.

It is surprising to see how a child can focus and become still when the interest in watching an ant or a bird has been awakened.

When an animal is going to visit

the classroom, we must prepare, with the child, for all of the animal's needs ahead of time—comfort, exercise, food, warmth, gentle handling—and have the visit last only as long as the guest is comfortable. The consideration for the animal being more important than the satisfaction of our curiosity.

In our home we kept two containers



STETHOSCOPE

Another way to observe and experience nature is by listening. With this stethoscope children can listen to the sounds of birds on a bird feeder, pressing the stethoscope up to the window, or to the differences in heartbeats of, for example, a kitten and a human. Show them how to listen to a human swallowing or breathing. This is a real instrument made of metal and rubber.

DP37

\$10.00



ANIMAL MAGNETS IN A WOODEN BOX

Moving picture magnets around, especially on the refrigerator at home, and talking about them, is a good way to give practice in vocabulary and conversation. Here are 30 all different colorful magnets, 2" x 3" in length, made of wood with magnetic backing. They come in a wooden box with a transparent sliding lid.

DP155


\$12.50

ANIMAL SOUNDTRACKS GAME

Children love listening to the real animal sounds on the CD and matching each one to the right photograph on the lotto boards. This game from England can be played by one child—just matching the sounds to one or more lotto boards. It can also be played as a lotto game with four people. Contents: 30 minute CD, four 8" x 8" colorful lotto boards with photographs of real animals, 40 counters, information on each of the animals.

DP760

\$17.50



FIRST ZOOLOGY BOOKS




Animal Life Cycles—7 Vertebrate Examples and 1 Invertebrate

Following the child's interest in the five classes of vertebrates—fish, amphibian, reptile, bird, mammal— these reading books are introduced. Of course the adult reads them to the child long before he will read them.

This set is from the collection of first reading books that one always finds in Montessori classrooms, first for those children who are reading before the age of 6-7, and then in the 6-12 class.

These books are library-bound hardcover books that will last longer than any other versions. The informative text that accompanies the clear colored pictures is presented in a "first reading" format. Each book begins with a Table of Contents, and ends with a glossary, book recommendations, and usable first index. Hardcover, 6" x 7", color, 24 pages.

- DP170 *Life Cycle of a Salmon* \$13.95
- DP171 *Life Cycle of a Frog* \$13.95
- DP172 *Life Cycle of a Turtle* \$13.95
- DP173 *Life Cycle of a Chicken* \$13.95
- DP174 *Life Cycle of a Penguin* \$13.95
- DP175 *Life Cycle of a Whale* \$13.95
- DP176 *Life Cycle of a Kangaroo* \$13.95
- DP177 *Life Cycle of a Butterfly* \$13.95
- DP180 *Zoology Reader Set/8* \$110.00



always clean and ready to receive a guest salamander or small garden snake. It takes no time at all to dig up a dandelion or another small plant, and to put it in the terrarium with a sprinkle of water for the animal to hide under for its short visit.

A terrarium can be as elaborate as a ten-gallon aquarium with a wire top, or a simple jar.

The most important thing to keep in mind is that, even though it may be a short visit, the animal will need air. So if a container such as a large jar is used, be sure to show the child that there must be holes in the metal top, or show how to fasten cheesecloth with a rubber band to make a breathable top.

There should also be moisture but

it is easy to put too much water in a container than is comfortable for the creature.

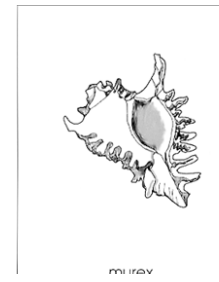

The visiting animal should not be in the class more than for the time it can be truly comfortable. Help the child understand that it is there just as a visitor, for us to look at and appreciate, to learn about how it moves, what kinds




THE SHELL COLLECTION & MATCHING SHELL CARDS

The 22 shells in this collection, some common and some rare, were selected to be used in later animal classification. They come from all over the world in an amazing variety of shapes and textures.

The work or "cosmic task" of the mollusk is to remove the poisonous substance, calcium carbonate, from the seas and use it in the construction of its home—a gift to the mollusk and to the world. As each beautiful shell is built the purity of the ocean is maintained. Older children love to hear this story. We try very hard to purchase shells from people who have used them as a necessary food source. The shell cards were drawn to match these particular shells, one each of 22 pictures, 4" x 5.5", cardstock. The 2-part wooden tray on page 54 exactly fits the shells and shell cards. For a *shell matching* exercise, order two sets of the shell collection. To make *3-part reading cards*, order two sets of the shell cards.



- DP33 Shells & Cards, Complete Set \$24.00
- DP325 Shell Collection, Set/22 \$20.00
- DP34 Shell Cards, Set/22 \$5.00



ONE HUNDRED SEASHELLS



This amazing volume from Italy is a large and beautiful art book, a coffee-table book, a book that will intrigue the whole family, opening eyes to the wonder of shells, of nature. Each page shows just one shell, just like on the cover, with a black background and no distracting words except the name of the shell at the bottom of the page. Excellent for all ages. Hardcover, 11" x 13", full color, 141 pages.

DP486 \$50.00

WHAT LIVES IN A SHELL?

This is the best first shell book we have found. It presents important information in a lovely way geared to the interests of the child. It explains the purpose of the shell (to provide a home and protection), gives the parts of an animal living in a shell, names of several kinds of shells, and so forth. This is also a good beginning reading book. Softcover, 10" x 8", color, 32 pages.

DP131 \$6.00



SHELLS STICKER BOOK

A sticker book that provides material for the adult-made language cards for shells. 150 full color stickers on white background. For the classroom, matching or 3-part reading cards, you will want 2 of each book. In the homes the stickers can be used for making cards, for art projects or by the older child a sticker books. Information is included for each picture. If you are making matching or reading cards you can cut out the information and paste it on the back of the card before laminating. Published by Usborne Books in England, USA branch.

DP404 \$9.00

of parts of the body it has, how it eats, and so forth. Then we thank it for the opportunity and let it go.

These lessons should be thought out ahead of time and presented slowly and carefully to the child. This shows that the adult respects the work and expects the child to be careful and to do his best.

Hatching cocoons in the home or the classroom is a truly magical experience for the child, and there are mail-order larvae available so that this can be done safely at the correct time.

Observing the life cycle of one animal is a good way to introduce the amazing phenomenon of life cycles in different animals, and to present books

and pictures that show the life cycles of other creatures, such as tadpole to frog, and the difference between placental and other mammals.

LANGUAGE OF ZOOLOGY



At first the language cards of zoology should be shown when the animal is present. For example after

TINY ANIMAL MODELS

We are constantly on the lookout for realistic animal models of a small size and an affordable price. These are the best we have found; they are handpainted replicas made in consultation with the American Museum of Natural History and other specialists. The sets of small plastic models are valuable in imaginative play, the child building ecological environments and creating stories.

They are also used for vocabulary practice, learning the names of animals, for matching pairs of animals, matching them to pictures, and for language games.

Each shipment varies slightly but in each you will find approximately 14-16 animals. The models are between 1.5" and 3.5" in length, packed in a plastic storage container.



ANIMALS STICKER BOOK

This book is used in the Montessori class for the adult to make a set of vocabulary cards, enabling the child to learn the names and then learn to read familiar words.

There are 105 full color stickers on white background. For the classroom, matching or 3-part reading cards, you will want 2 of each book. In the homes the stickers can be used for making cards, for art projects or by the older child as a sticker book.

Information is included for each picture. If you are making matching or reading cards you can cut out the information and paste it on the back of the card before laminating. Published by Usborne Books in England, USA branch.


DP400

\$9.00

- DP900 Tiny Farm \$10.00**
- DP901 Tiny Galapagos \$10.00**
- DP902 Tiny Sea Animals \$10.00**
- DP903 Tiny Rainforest \$10.00**
- DP904 Tiny Wild (mostly Africa) \$10.00**
- DP905 Tiny Down Under (Australia) \$10.00**
- DP909 Tiny Arctic \$10.00**
- DP908 Tiny Forest (N. America) \$10.00**
- PETS:**
- DP910 Tiny Cats \$10.00**
- DP911 Tiny Dogs \$10.00**
- DP912 Complete set of all 10 above sets, approximately 150 animals models \$95.00**

3-PART BIOME CARDS OF ANIMALS OF NORTH AMERICA

These cards have been created by a nonprofit company whose vision it is to work with children to create a nourishing environment for all. They bring to the child's attention the animals living in a variety of environments in North America, and open their eyes to animals in their own environment. A little booklet is included with each set for the child to check off what animals he has seen. The cards are 3.75" wide, printed on cardstock on an orange and white background. Each set contains 15 different unlabeled cards, 15 labeled cards, and 15 labels.



- DP380 Biome Cards, Deserts \$10.00**
- DP382 Biome Cards, Grasslands \$10.00**
- DP384 Biome Cards, Temperate Forests \$10.00**
- DP386 Biome Cards, Tropical Forests \$10.00**
- DP388 Biome Cards, Wetlands \$10.00**
- DP390 Biome Cards, Set/5 \$49.50**

observing a snake, show the child a set of cards of reptiles, which will include several snakes.

When observing a fish, show the child the cards of the external parts of a fish. Then the external parts of amphibians, birds, and mammals. Point out the similarities and the differences between the body parts of these animals

that those of the human, or the child. Which animals have eyes and a mouth? Which have legs?

Then the child will discover the connection between front legs and arms, and the variety of placement of ears, and all kinds of other things.

When working on the maps of the continents, show the child the animals

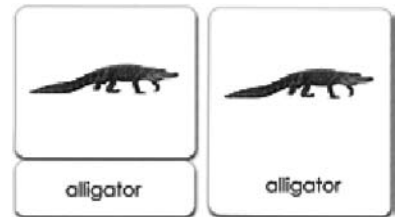



that come from different parts of the world, from which continents. When looking at a globe that shows mountains and rivers, etc., show her which animals live in different biomes.

Books should be chosen carefully, the pictures real, and the text not just watered down adult text, but with facts of interest to the child.

PICTURE CARD SETS—VERTEBRATES

These cards are standard 3-6 class material, animals with backbones. Each set of these vertebrate cards contains 12 subjects, a color photograph on a white background. For each subject there is a picture card with a label, a picture card without a label, and a separate label. The variety of the selection of images is excellent, and the cards will last a long time because they are protected by heavy laminate and the corners rounded. The large, labeled, card is 3.25" x 4.25." The vertebrate set contains 60 subjects, 180 cards in all.


- DP740 Fish Cards \$18.95
- DP741 Amphibian Cards \$18.95
- DP742 Reptile Cards \$18.95
- DP743 Bird Cards \$18.95
- DP744 Mammal Cards \$18.95
- DP745 Vertebrates Cards, Set/5 (180 cards) \$89.95



MY FIVE SENSES

Children love books about themselves and their bodies. The senses are the basis of a child's education and important concepts for children. This early reader is both interesting to children and scientifically correct; with charming illustrations and perspectives, it brings these ideas to life. An excellent nonfiction book. Softcover, 8.5" x 7", color, 32 pages.

DP133 \$6.00

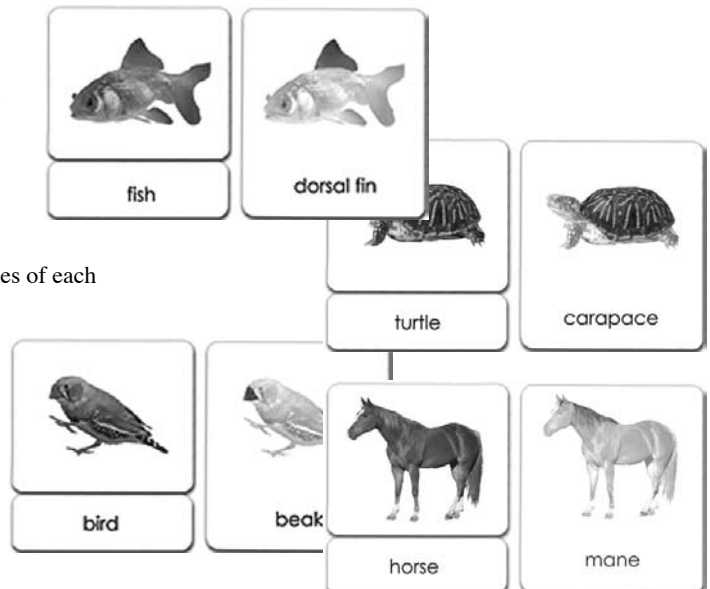


EXTERNAL PARTS OF VERTEBRATES

After children start to become aware of the variety of animals in the world, and to learn the names by means of vocabulary cards and books, they become interested in the external parts of animals, and in comparing them with her own body. Which animals have legs? eyes? tails?

This is a standard Montessori study and 3-6+ class material, which continues in a new way, with internal parts, at the 6-12 level. As the child learns to look carefully and name more and more animals she begins to see the similarities and differences in the bodies. Children love to know the names of each body part, and this simple introduction will lay the foundation for later studies in the way animals change over time in order to adapt to their environment. External parts cards contains full color photographs of each vertebrate, the part named isolated by being in color. Each set contains, for each example, control cards, matching picture cards, and word cards.

- DP610 Parts - Fish (13 parts, 39 pieces) \$18.95
- DP620 Parts - Amphibian (frog, 33 pieces) \$18.95
- DP609 Parts - Reptile (turtle, 39 pieces) \$18.95
- DP608 Parts - Bird (36 pieces) \$18.95
- DP607 Parts - Mammal (horse, 39 pieces) \$18.95
- DP605 Parts - Vertebrates, Set/5 (246 pieces) \$89.95



Give a child simple picture books, beginning reading books, but also advanced reference books. Look for pictures of entire animals, with a white background, so the child can see exactly what we mean when we point to a picture and call it "tiger" (and not "tiger and rock and bushes," or the "head of a tiger.")

DISSECTIONS

Just as dissection of flowers is not appropriate at this age, the dissection of animals, and studying internal parts, can be fearsome to the young child. This is put off for the curiosity and understanding of the older child, and even then only on *found* animals.

ART

Art is connected to zoology as it is to all areas of life. Drawing or painting, or working with clay, from nature, or from books, or from imagination, animals are an inspiration. Having beautiful art containing animals is an inspiration for the child to create her own.






FIRST "ANIMAL CLASSIFICATION" BOOKS

These six library-bound hardcover books are essential to the zoology library as they present one invertebrate (*insect*) and all five classes of vertebrates (*fish, amphibian, reptile, bird, and mammal*).

These classifications are introduced in the 3-6 class and form the basis of further study in the 6-12 class and beyond. The informative text that accompanies the clear colored pictures is presented in the best "first reading" format.

Each book begins with a child-friendly "Table of Contents," and ends with a short glossary, internet site and book recommendations, and a short and usable first index. They will be used for a wide age range of young zoologists. Hardcover, 6" x 7", color, 24 pages.

- DP500 *What is an Insect?* \$13.95
- DP501 *What is a Fish?* \$13.95
- DP502 *What is an Amphibian?* \$13.95
- DP503 *What is a Reptile?* \$13.95
- DP504 *What is a Bird?* \$13.95
- DP505 *What is a Mammal?* \$13.95
- DP508 *Animal Classification Books Set/6* \$83.00




FOSSILS TELL OF LONG AGO

This is an early reading book by the British author and illustrator Aliko. It presents the story of fossils, beginning, "Once upon a time a huge fish was swimming around . . ." Simple, colorful drawings of children on a search for fossils explain where fossils came from, how they are formed, and why they are buried. It explores dinosaur tracks, coal, a mammoth, amber, and the changing earth. Softcover, 8.5" x 7", color, 32 pages.

DP123 \$6.00

FOSSIL PAIRS TO MATCH

Age 3-6 is a very sensorial stage. The best way to awaken an interest in future studies now, is with real objects to be handles. It is the time when we provide beautiful fossil specimens for the child to handle, to experience the beauty, texture, and color. Later this foundation will lead to an understanding of the history of earth, and the evolution of plants and animals.



This set contains five pairs of fossils. In the process of matching and comparing them the child learns much about each kind. Because fossils are not consistently available, we will select the best at the time you order. They are chosen from trilobite, ammonite, petrified wood, coral, fern, and gastropod. Information on the fossils, and the correct pronunciation, is included. Ten pieces, five pairs of fossils. Set/10.

DP104 \$25.00